

Now Yesterday

Search:

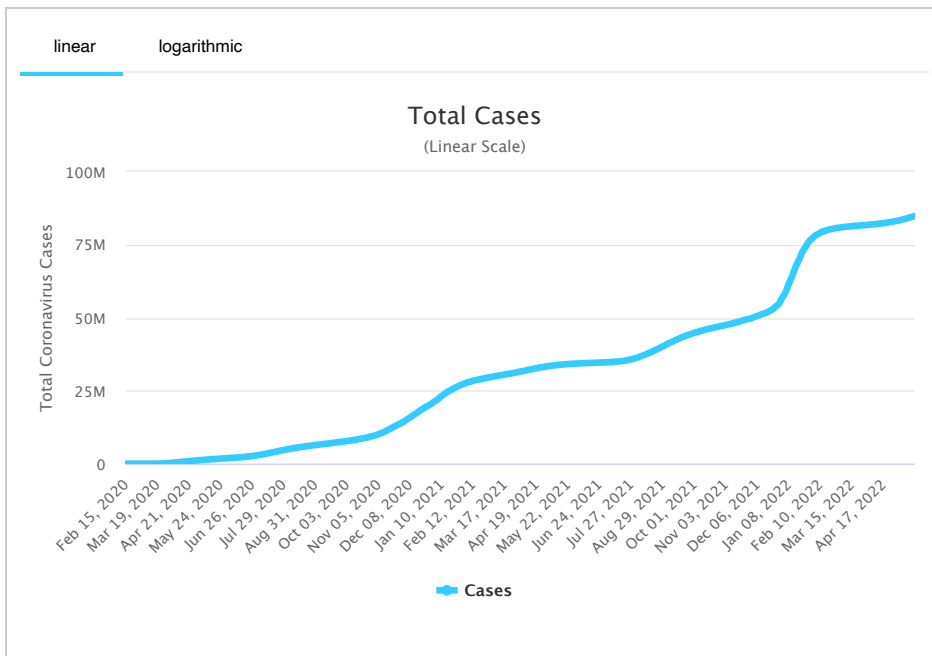
#	USA State	Total Cases	New Cases	Total Deaths	New Deaths	Total Recovered	Active Cases	Tot Cases/ 1M pop	Deaths/ 1M pop	Total Tests
	USA Total	84,799,040		1,028,337		81,491,282	2,279,421	256,188	3,107	1,020,8
1	California	9,404,196		91,203		9,027,952	285,041	238,007	2,308	165,5
2	Texas	6,881,975		88,733		6,705,940	87,302	237,343	3,060	64,7
3	Florida	6,093,728		74,295		5,857,902	161,531	283,723	3,459	57,8
4	New York	5,509,573		69,239		5,329,035	111,299	283,217	3,559	109,9
5	Illinois	3,244,842		38,056		3,056,587	150,199	256,068	3,003	57,8
6	Pennsylvania	2,877,660		44,898		2,770,758	62,004	224,782	3,507	26,5
7	Ohio	2,743,577		38,590		2,656,694	48,293	234,712	3,301	22,5
8	North Carolina	2,715,798		24,627		2,654,726	36,445	258,941	2,348	26,5
9	Georgia	2,541,713		38,157		2,468,510	35,046	239,391	3,594	25,0
10	Michigan	2,501,863		36,218		2,373,749	91,896	250,516	3,627	25,5
11	New Jersey	2,341,250		33,595		2,160,094	147,561	263,589	3,782	17,7
12	Tennessee	2,046,273		26,299		N/A	N/A	299,637	3,851	12,9
13	Arizona	2,038,129		30,259		1,989,250	18,620	280,012	4,157	19,4
14	Massachusetts	1,835,665		20,468		1,759,376	55,821	266,328	2,970	44,7
15	Virginia	1,751,443		20,332		1,667,740	63,371	205,195	2,382	19,1
16	Indiana	1,718,494		23,662		1,574,911	119,921	255,264	3,515	19,8
17	Wisconsin	1,652,368		14,518		1,581,038	56,812	283,793	2,493	16,5

18	<u>Washington</u> (<u>/coronavirus/usa/washington/</u>)	1,544,119	12,833	1,465,432	65,854	202,776	1,685	13,7
19	<u>Minnesota</u> (<u>/coronavirus/usa/minnesota/</u>)	1,490,445	12,884	1,460,515	17,046	264,281	2,285	19,4
20	<u>South Carolina</u> (<u>/coronavirus/usa/south-carolina/</u>)	1,487,728	17,891	1,449,080	20,757	288,951	3,475	16,4
21	<u>Missouri</u> (<u>/coronavirus/usa/missouri/</u>)	1,433,482	20,417	1,393,176	19,889	233,564	3,327	14,6
22	<u>Colorado</u> (<u>/coronavirus/usa/colorado/</u>)	1,416,633	13,285	1,346,543	56,805	245,997	2,307	17,7
23	<u>Kentucky</u> (<u>/coronavirus/usa/kentucky/</u>)	1,343,042	15,867	1,300,500	26,675	300,613	3,552	13,6
24	<u>Alabama</u> (<u>/coronavirus/usa/alabama/</u>)	1,307,291	19,641	1,269,718	17,932	266,621	4,006	7,6
25	<u>Louisiana</u> (<u>/coronavirus/usa/louisiana/</u>)	1,249,292	17,309	1,219,217	12,766	268,735	3,723	15,6
26	<u>Maryland</u> (<u>/coronavirus/usa/maryland/</u>)	1,065,005	14,547	1,007,680	42,778	176,160	2,406	20,1
27	<u>Oklahoma</u> (<u>/coronavirus/usa/oklahoma/</u>)	1,045,574	14,419	1,028,534	2,621	264,236	3,644	5,4
28	<u>Utah</u> (<u>/coronavirus/usa/utah/</u>)	938,864	4,761	925,511	8,592	292,850	1,485	9,4
29	<u>Iowa</u> (<u>/coronavirus/usa/iowa/</u>)	871,612	9,572	845,292	16,748	276,258	3,034	8,4
30	<u>Arkansas</u> (<u>/coronavirus/usa/arkansas/</u>)	839,836	11,426	825,260	3,150	278,294	3,786	6,8
31	<u>Mississippi</u> (<u>/coronavirus/usa/mississippi/</u>)	803,763	12,462	784,085	7,216	270,068	4,187	6,3
32	<u>Connecticut</u> (<u>/coronavirus/usa/connecticut/</u>)	795,492	10,922	734,738	49,832	223,121	3,063	15,5
33	<u>Kansas</u> (<u>/coronavirus/usa/kansas/</u>)	782,802	8,802	763,333	10,667	268,698	3,021	2,7
34	<u>Oregon</u> (<u>/coronavirus/usa/oregon/</u>)	747,342	7,580	697,601	42,161	177,190	1,797	11,4
35	<u>Nevada</u> (<u>/coronavirus/usa/nevada/</u>)	728,764	10,824	702,357	15,583	236,600	3,514	6,8
36	<u>New Mexico</u> (<u>/coronavirus/usa/new-mexico/</u>)	528,699	7,664	505,955	15,080	252,142	3,655	7,1
	<u>West Virginia</u>	508,538	6,912	499,547	2,079	283,759	3,857	6,1

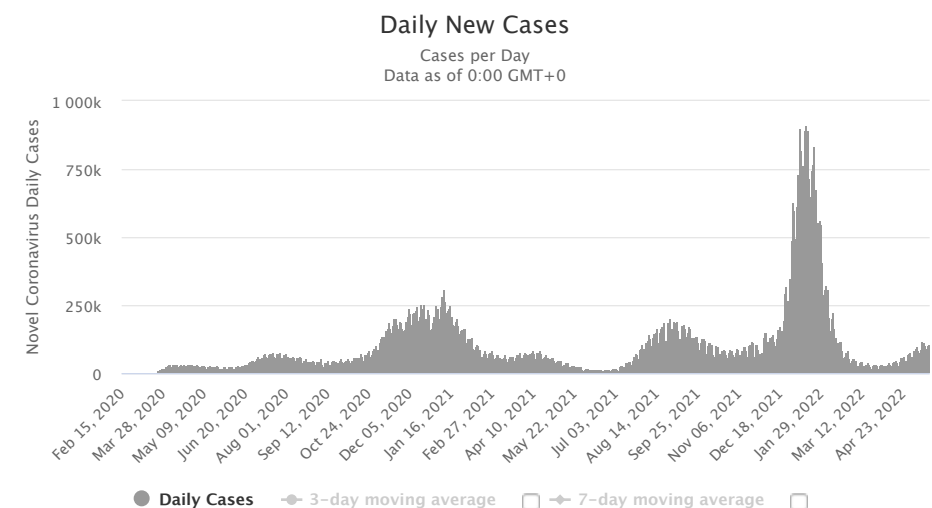
37	(/coronavirus/usa/west-virginia/)									
38	Nebraska (/coronavirus/usa/nebraska/)	483,783		4,240		474,476	5,067	250,094	2,192	5,5
39	Idaho (/coronavirus/usa/idaho/)	448,754		4,936		440,233	3,585	251,112	2,762	2,5
40	Rhode Island (/coronavirus/usa/rhode-island/)	386,196		3,561		363,769	18,866	364,556	3,361	7,5
41	New Hampshire (/coronavirus/usa/new-hampshire/)	320,445		2,515		312,621	5,309	235,671	1,850	4,7
42	Montana (/coronavirus/usa/montana/)	275,113		3,381		270,881	851	257,409	3,163	2,7
43	Delaware (/coronavirus/usa/delaware/)	270,491		2,936		257,982	9,573	277,779	3,015	1,0
44	Hawaii (/coronavirus/usa/hawaii/)	265,571		1,446		243,341	20,784	187,567	1,021	3,8
45	Maine (/coronavirus/usa/maine/)	257,749		2,337		237,749	17,663	191,747	1,739	5,2
46	Alaska (/coronavirus/usa/alaska/)	249,522		1,252		241,786	6,484	341,089	1,711	4,1
47	North Dakota (/coronavirus/usa/north-dakota/)	243,055		2,275		239,464	1,316	318,944	2,985	6
48	South Dakota (/coronavirus/usa/south-dakota/)	239,110		2,919		234,945	1,246	270,285	3,300	2,1
49	Wyoming (/coronavirus/usa/wyoming/)	157,409		1,820		N/A	N/A	271,977	3,145	1,3
50	District Of Columbia (/coronavirus/usa/district-of-columbia/)	146,520		1,342		138,430	6,748	207,609	1,902	3,0
51	Vermont (/coronavirus/usa/vermont/)	129,854		654		119,639	9,561	208,103	1,048	3,6
52	Puerto Rico	620,263		4,285		492,933	123,045	183,134	1,265	4,2
53	Guam	48,666		361		48,065	240			4
54	United States Virgin Islands	18,551		113		17,308	1,130			4
55	Northern Mariana Islands	11,315		34		11,276	5			1
56	American Samoa	6,065		30		5,796	239			
57	Veteran Affairs	640,246		21,966		607,618	10,662			8,6
58	US Military	630,278		687		603,621	25,970			
59	Federal Prisons	69,199		302		68,679	218			1

60	Navajo Nation	53,844	1,771	51,737	336			
61	Grand Princess Ship	122	7	115	0			
62	Wuhan Repatriated	3		3	0			
63	Diamond Princess Ship	46		46	0			
	Total:	84,799,040	1,028,337	81,491,282	2,279,421	256,188	3,107	1,020,4

Total Coronavirus Cases in the United States

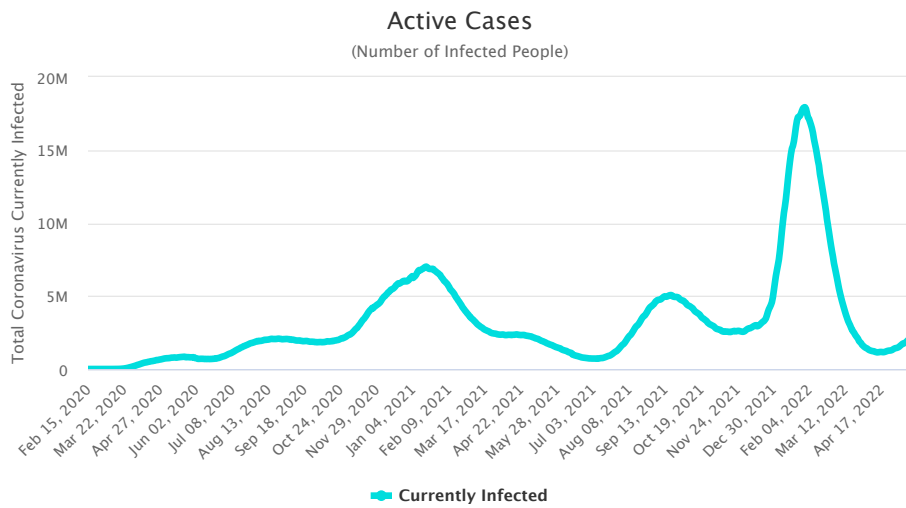


Daily New Cases in the United States

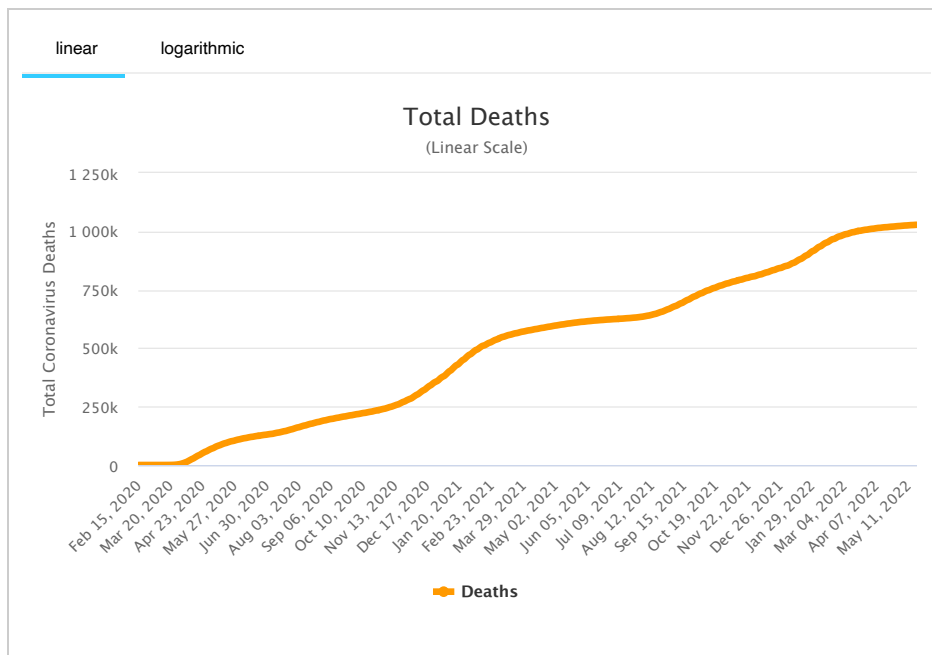


See also: [Daily Deaths Graph](#)

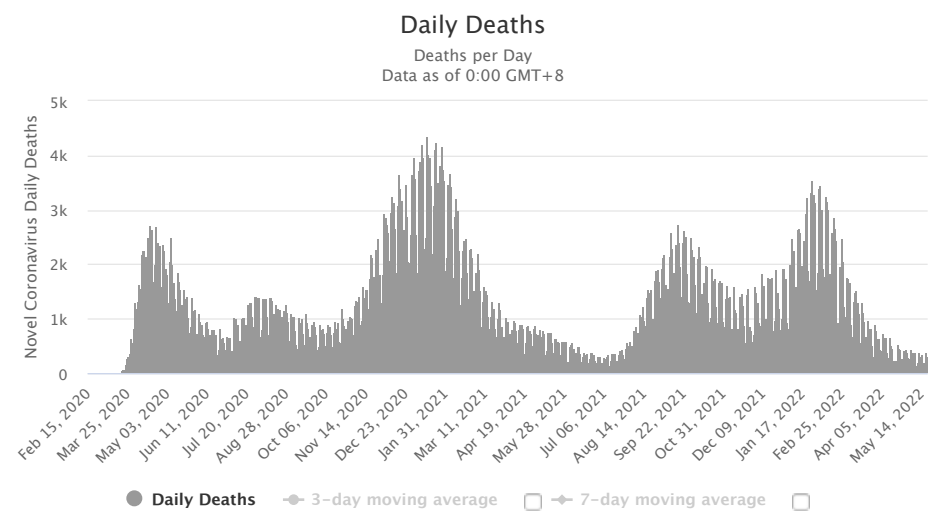
Active Cases in the United States



Total Coronavirus Deaths in the United States



Daily New Deaths in the United States



See also: [Daily Cases Graph](#)

Latest News

May 19 (GMT)

Updates

- 88,149 new cases and 201 new deaths in [the United States \(/coronavirus/country/us/\)](#)

May 18

May 17

May 16

May 15

May 14

[View More News](#)

Historical account of the initial stages of the epidemic in the United States

Content:

- First 20 cases in the United States
- Progression of first suspected cases
- Timeline of initial events
- Sources for the historical account

First 20 cases in the United States

Information collected on the first 20 domestic cases (not including repatriated cases and Diamond Princess cruise ship evacuee cases) is presented in the table below:

State	Cases	Sex	Age	Date	Case #	Location	Source
Oregon	1			Feb. 29	17 th	Washington C.	
Washington	2			Feb. 29	18, 19 th		
	1	M	30s	Jan. 21	1 st	Snohomish	[7]
Illinois	1			Mar. 1	20 th		
	1	M	60s	Jan. 30	6 th	Chicago	[12]
	1	F	60s	Jan. 24	2 nd	Chicago	[8]
California	2	unkn.	unkn.	Jan. 26	3 rd , 4 th	Orange C., L.A.	[9]
	1	M	adult	Jan. 31	7 th	Santa Clara C.	[17][18]
	1	F	unkn.	Feb. 2	9 th	Santa Clara C.	
	1	M	57	Feb. 2	10 th	San Benito C.	
	1	F	57	Feb. 2	11 th	San Benito C.	
	1		65	Feb. 28	16 th	Santa Clara C.	
	1			Feb. 21	13 th	Humboldt C.	
	1			Feb. 21	14 th	Sacramento C.	
	1			Feb. 26	15 th	[Northern California]	
Massachusetts	1	M	20s	Feb. 1	8 th	Boston	[16]
Arizona	1	unkn.	student	Jan. 26	5 th	Maricopa County	
Wisconsin	1			Feb. 5	12 th	Madison	

Patients Under Investigation (PUI) in the United States

CDC in the early stages released information regarding the number of cases and people under investigation that was updated regularly on Mondays, Wednesdays, and Fridays. Below we provide the historical reports that we were able to gather in order to track the progression in the number of suspected cases and US states involved through time in the initial stages

As of Feb. 10:

<i>Number of U.S. States with PUI</i>	<i>36</i>
Positive	12
Negative	318
Pending (specimens awaiting testing)	68
TOTAL	398

As of Feb. 7:

<i>Number of U.S. States with PUI</i>	<i>36</i>
Positive	12
Negative	225
Pending (specimens awaiting testing)	100
TOTAL	337

As of Feb. 5:

<i>Number of U.S. States with PUI</i>	<i>36</i>
Positive	11
Negative	206
Pending (specimens awaiting testing)	76
TOTAL	293

As of Feb. 3:

<i>Number of U.S. States with PUI</i>	<i>36</i>
Positive	11
Negative	167
Pending (specimens awaiting testing)	82
TOTAL	260

As of January 31:




<i>Number of U.S. States with PUI</i>	<i>36</i>
Positive	6
Negative	114
Pending (specimens awaiting testing)	121
TOTAL	241

Previously, as of January 29, there were 92 suspected cases awaiting testing.

--	--

Number of U.S. States with PUI	36
Positive	5
Negative	68
Pending (specimens awaiting testing)	92
TOTAL	165

Timeline of Events

-  On January 31, HHS declared Coronavirus a Public Health Emergency in the US (<https://www.hhs.gov/about/news/2020/01/31/secretary-azar-declares-public-health-emergency-us-2019-novel-coronavirus.html>)
As of Jan. 31, the Wuhan coronavirus is officially a public health emergency in the United States, Alex Azar, secretary of the US Department of Health and Human Services (HHS), announced at a White House press briefing.
-  On Jan. 31, the U.S. Centers for Disease Control and Prevention (CDC) **issued a federal quarantine for 14 days** affecting the 195 American evacuees from Wuhan, China. Starting Sunday, Feb. 2, U.S. citizens, permanent residents and immediate family who have visited China's Hubei province will undergo a **mandatory 14 days quarantine** and, if they have visited other parts of China, they would be screened at airports and asked to self-quarantine for 14 days. The last time the CDC had issued a quarantine was over 50 years ago in the 1960s, for smallpox.
-  President Donald Trump signed an order on Jan. 31 for the U.S. to **deny entry to foreign nationals who traveled to China** within the preceding two weeks, aside from the immediate family of U.S. citizens.
- On Jan. 30, the CDC had confirmed the **first case of person to person transmission in the U.S.:** ^[12] the husband of the Chicago, Illinois case who had returned from Wuhan, China on Jan. 13 and who tested positive for the virus on Jan. 24).
- CDC stated on Jan. 30 that "It is likely there will be more cases of 2019-nCoV reported in the U.S. in the coming days and weeks, including more person-to-person spread."^[12]
- The virus had been confirmed in **5 states**.
- On Jan. 31, **New York City** health officials vehemently denied the rumor regarding a coronavirus case in the city. ^[13] On Feb. 1, however, the city's health commissioner did report that there was a test being performed on a person under 40 who had returned from China, developed matching symptoms, and tested negative to the seasonal flu.
- Most US patients had recently visited Wuhan.**
- All of the first five U.S. cases were described as **mild**.
- A study on the first US case of novel coronavirus detailed mild symptoms followed by pneumonia (https://www.cnn.com/2020/01/31/health/washington-coronavirus-study-nejm/index.html?utm_term=link&utm_medium=social&utm_content=2020-02-01T00)

U.S. Airlines suspended ALL flights between the U.S. and China

On Friday, January 31, Delta, American and United announced they would temporarily suspend all of their mainland China flights in response to the coronavirus outbreak.^[14]

Prior to this January 31 announcement:

- UNITED AIRLINES**
on Jan. 28 had announced it would cut 24 flights between the U.S. and China for the first week of February.
- AMERICAN AIRLINES**

on Jan. 29 had announced it would suspend flights from Los Angeles to Shanghai and Beijing from Feb. 9 through March 27, 2020. It will maintain its flight schedules (10 daily A/R) from Dallas-Fort Worth to Shanghai and Beijing, as well as from Los Angeles and Dallas-Fort Worth to Hong Kong.

- **DELTA**

had not adjusted its schedule of direct flights from the U.S. to China. It is the only airline with direct flights to not take action so far.

The White House was considering issuing a ban on flights between the United States and China, as of late Jan. 28^[11]. Italy has announced on January 31 that it was suspending all flights to and from China following the first 2 cases of coronavirus in Italy.

Travel Alert: Do Not Travel to China

- The U.S. State Department on January 30 issued a **Level 4: Do Not Travel to China Alert** (<https://travel.state.gov/content/travel/en/traveladvisories/traveladvisories/china-travel-advisory.html>) ^[4] (the highest level of alert).
- Previously, on January 29, the advisory was set at a lower "Level 3: Reconsider Travel" advising not to travel to Hubei Province: (Level 4) and reconsider travel to the remainder of China (Level 3).
- The CDC on Jan. 28 issued a Level 3 Warning (<https://wwwnc.cdc.gov/travel/notices/warning/novel-coronavirus-china>), recommending that travelers **avoid all nonessential travel to China** ^[5].

Screening incoming passengers at 20 airports in the U.S.

On January 17, the CDC announced that 3 airports in the United States would begin screening incoming passengers from China: SFO, JFK, and LAX ^[6] Other 2 airports were added subsequently, and on January 28, the U.S. Department of Health and Human Services (HHS) announced that 15 additional U.S. airports (bringing the total to 20) would begin screening incoming travelers from China.

Below is the complete list of airports where screening for the 2019 Novel Coronavirus (2019-nCoV) is in place:

- Los Angeles International (LAX)
- San Francisco International (SFO)
- Chicago O'Hare
- New York JFK
- Atlanta Hartsfield-Jackson International
- Houston George Bush Intercontinental
- Dallas-Fort Worth International
- San Diego International
- Seattle-Tacoma International
- Honolulu International
- Anchorage Ted Stevens International
- Minneapolis-St. Paul International
- Detroit Metropolitan
- Miami International
- Washington Dulles International

- Philadelphia International
- Newark Liberty International
- Boston Logan International
- El Paso International
- Puerto Rico's San Juan Airport

Sources for the historical account

1. Novel Coronavirus (2019-nCoV) situation reports (<https://www.who.int/emergencies/diseases/novel-coronavirus-2019/situation-reports/>) - World Health Organization (<https://www.who.int/>) (WHO)
2. 2019 Novel Coronavirus (2019-nCoV) in the U.S (<https://www.cdc.gov/coronavirus/2019-ncov/cases-in-us.html>) - U.S. Centers for Disease Control and Prevention (<https://www.cdc.gov/>) (CDC)
3. Symptoms of Novel Coronavirus (2019-nCoV) (<https://www.cdc.gov/coronavirus/2019-ncov/about/symptoms.html>) - CDC
4. China Travel Advisory (<https://travel.state.gov/content/travel/en/traveladvisories/traveladvisories/china-travel-advisory.html>) - U.S. State Department, accessed January 31, 2020.
5. Novel Coronavirus in China - Warning - Level 3, Avoid Nonessential Travel (<https://wwwnc.cdc.gov/travel/notices/warning/novel-coronavirus-china>) - CDC, January 28, 2020.
6. Public Health Screening to Begin at 3 U.S. Airports for 2019 Novel Coronavirus ("2019-nCoV") (<https://www.cdc.gov/media/releases/2020/p0117-coronavirus-screening.html>) - CDC January 17, 2020
7. First Travel-related Case of 2019 Novel Coronavirus Detected in United States (<https://www.cdc.gov/media/releases/2020/p0121-novel-coronavirus-travel-case.html>) - CDC, January 21, 2020
8. Second Travel-related Case of 2019 Novel Coronavirus Detected in United States (<https://www.cdc.gov/media/releases/2020/p0124-second-travel-coronavirus.html>) - CDC, January 24, 2020
9. CDC confirms additional cases of 2019 Novel Coronavirus in United States (<https://www.cdc.gov/media/releases/2020/s0126-coronavirus-new-cases.html>) - CDC, January 26, 2020
10. 2019 Novel Coronavirus (2019-nCoV) in the U.S. (<https://www.cdc.gov/coronavirus/2019-ncov/cases-in-us.html>) - CDC, Updated January 29, 2020
11. White House considers ban on flights to China amid coronavirus outbreak (<https://eu.usatoday.com/story/travel/news/2020/01/28/white-house-considers-ban-china-flights-amid-coronavirus-outbreak/4602839002/>) - USA Today, Jan. 28, 2020
12. CDC Confirms Person-to-Person Spread of New Coronavirus in the United States (<https://www.cdc.gov/media/releases/2020/p0130-coronavirus-spread.html>) - CDC Press Release, Jan. 30, 2020
13. NYC Officials Deny Report Of Coronavirus Amid Confusion (<https://www.forbes.com/sites/sergeiklebnikov/2020/01/31/nyc-officials-deny-report-of-coronavirus-amid-confusion/#351e47b5652c>) - Forbes, Jan. 31, 2020
14. Delta, American, United to suspend all China mainland flights as coronavirus crisis grows (<https://eu.usatoday.com/story/travel/2020/01/31/coronavirus-china-flight-ban-delta-cuts-all-flights-white-house/4620989002/>) - USA Today, Jan. 31, 2020
15. Secretary Azar Declares Public Health Emergency for United States for 2019 Novel Coronavirus (<https://www.hhs.gov/about/news/2020/01/31/secretary-azar-declares-public-health-emergency-us-2019-novel-coronavirus.html>) - U.S. Department of Health and Human Services (HHS), Jan. 31, 2020
16. Man returning from Wuhan, China is first case of 2019 Novel Coronavirus confirmed in Massachusetts (<https://www.mass.gov/news/man-returning-from-wuhan-china-is-first-case-of-2019-novel-coronavirus-confirmed-in>) - Massachusetts Department of Public Health, Feb. 1, 2020
17. County of Santa Clara Public Health Department Reports First Case of Novel (new) Coronavirus (<https://www.sccgov.org/sites/phd/news/Pages/novel-coronavirus-1-31-2020.aspx>) - Santa Clara County Public Health, Jan. 31, 2020
18. Coronavirus: First case confirmed in Santa Clara County (<https://www.mercurynews.com/2020/01/31/santa-clara-coronavirus/>) - Mercury News, Jan. 31, 2020

worldometer (/)

[about \(/about/\)](#) | [faq \(/faq/\)](#) | [languages \(/languages/\)](#) | [contact \(/contact/\)](#) | [report coronavirus cases \(/report_us/\)](#)



[\(/newsletter-subscribe/\)](#)



[\(/https://twitter.com/Worldometers\)](https://twitter.com/Worldometers)



[\(/https://www.facebook.com/Worldometers.info\)](https://www.facebook.com/Worldometers.info)

© Copyright Worldometers.info - All rights reserved - [Disclaimer & Privacy Policy \(/disclaimer/\)](#)